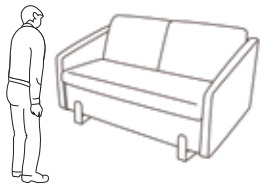
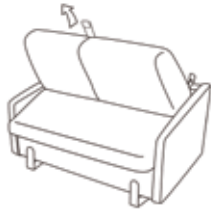


BIZZE 7122 梳化床操作指示

BIZZE 7122 Operating Instructions of Sofa-bed



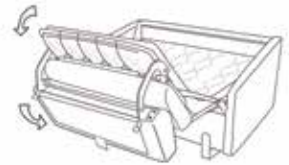
- 1.** 站於梳化床前面。
Stand in front of the sofa-bed.



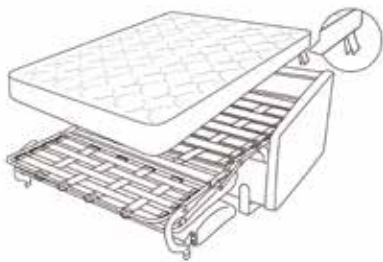
- 2.** 以背屏後的皮革手抽拉出梳化床。
Lift up and pull out the sofa-bed with the leather lead behind the back cushion.



- 3.** 將床架向著自己拉出，背屏自動收於床底。
Pull the frame towards yourself, and keep the back cushion under the bed as shown.



- 4.** 把床腳輕力放平在地面。
Rest the bed leg on the floor gently.



- 5.** 床褥底部設有魔術貼可繫於床架以固定床褥位置。
Velcro tapes on the mattress can be affixed on the bed frame to fix its position.



收合梳化床：收合梳化床前，請確保床褥置放於正確位置（有魔術貼一方靠向梳化背屏並朝向下）以避免損毀床褥。

To restore: Before restore the sofa-bed, please make sure the mattress is in the right position (Velcro tapes on the mattress is placed near the sofa back frame and face down) to avoid damaging the mattress. Reverse from step 5 to step 1 and fold the sofa-bed into the original shape.

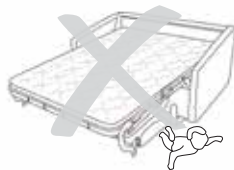
梳化床安全守則

Safety Guidelines of Sofa-bed

為了確保自己和他人的安全，請遵循以下守則。

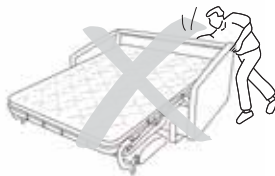
The following points highlight areas that must be followed to help ensure the safety of yourself and others.

- 1.** 在開啟梳化床時，請確保小孩和寵物遠離梳化。請確保沒有小孩或寵物在附近或梳化底部。密切監督兒童、長者和殘疾人士使用梳化床。梳化床有許多移動部件，如使用不當可能造成嚴重傷害。保持衣服飾物、雙手、手指和身體其他部位遠離機械件。
To open the sofa-bed, make sure that children and pets are away from the sofa. Please ensure that no children or pets are in the vicinity or under the sofa. Closely supervise the children, elderly and disabled persons using the sofa-bed. While the sofa-bed has many moving parts, serious injury can occur if it is not properly used. Keep clothes, accessories, hands, fingers and body parts away from the mechanism.



- 2.** 所有部件不要嘗試自行修理或調整。如有需要請聯絡本公司客戶服務部安排產品檢修。
Do not attempt to repair or adjust any parts of the sofa-bed. Please contact Giormani customer service for assistance.

- 3.** 為免發生危險，需要移動產品時，請確保梳化床已收合成梳化原狀。千萬不要在開啟梳化床後嘗試移動梳化。
To ensure safety, when you need to move the sofa, please ensure that the sofa-bed is restored to the original state of the sofa. Do not try to move the sofa when the sofa-bed is opened.



- 4.** 不要讓床架接近火或熱源。不要留下點燃的香煙在床褥或任何部分。
Never place the sofa close to fire or source of heat. Do not leave a lit cigarette resting on the mattress or any part of the sofa-bed.

- 5.** 在開啟梳化床前確保有足夠空間給床架擴展，以避免在使用時因位置不夠而做成損壞。
In order to avoid damages, please ensure that there are sufficient spaces for the expansion of the sofa-bed frame.

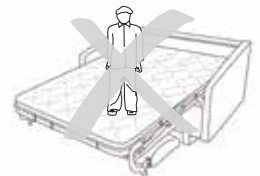
- 6.** 不要坐在床尾及只按壓在床褥邊。
Please do not sit or apply force on the sofa-bed end and the mattress edges.



- 7.** 本產品只是用於室內住宅用途。
This product is only for indoor residential use.

- 8.** 在未完成安裝前請勿使用本產品。不要自行維修，如有問題請與本公司聯絡。
Do not use the sofa-bed if the installation has not completed. If there is any problem, please contact Giormani customer service.

- 9.** 在收合梳化床時，請先把床褥上的雜物拿走，注意床褥盡量置中以避免在開啟或收合梳化床時刮花梳化表面。
Clear up from the mattress when restoring the sofa-bed. To avoid scraping against the sofa, please make sure that the mattress is in the centre of the sofa-bed frame.



- 10.** 避免在床上站立及跳躍。
Do not jump and stand on the bed.

- 11.** 在收合梳化床時，請注意有沒有小孩、寵物或雜物留在床頭與梳化框內。
Before restore the sofa-bed, please make sure there are no children, pets or other items left inside the space between the sofa-bed frame and the sofa.

- 12.** 請站在梳化床前面開啟或收合梳化床，避免在兩側開啟或收合梳化床。
Please stand at the middle of the sofa-bed front to open or restore the sofa-bed. Avoid standing at the side to open or restore the sofa-bed.

